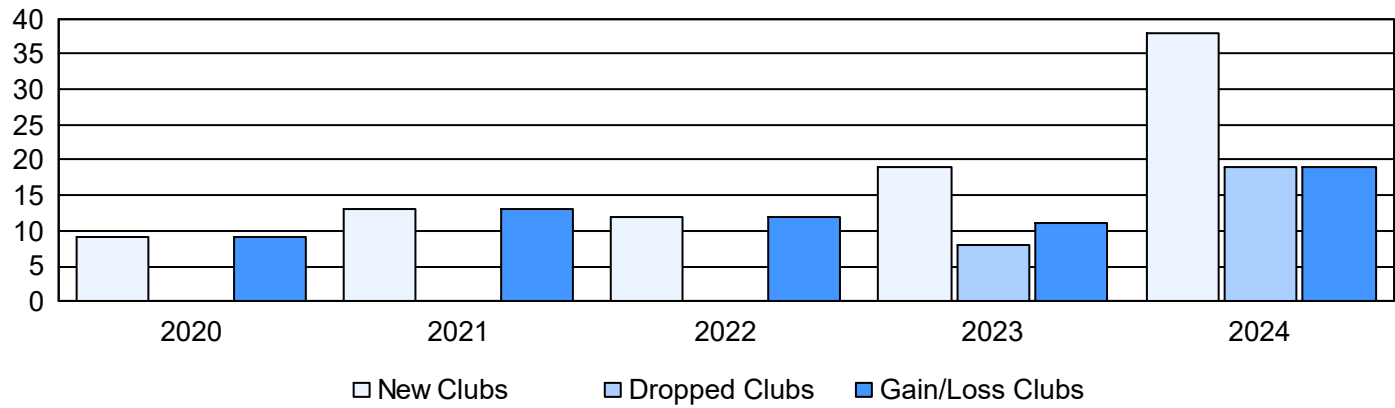
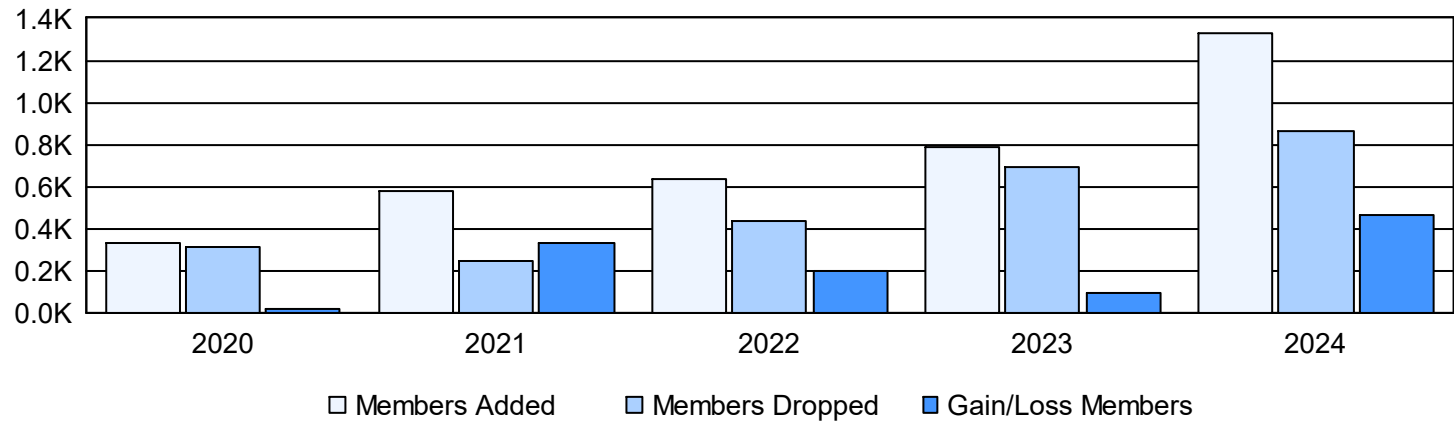


| Year | New Clubs | Dropped Clubs | Gain/ Loss Clubs | New Members | Charter Members | Reinstate Members | Transfer Members | Total Member Added | Total Members Dropped | Gain/ Loss Members |
|-----------|-----------|---------------|------------------|-------------|-----------------|-------------------|------------------|--------------------|-----------------------|--------------------|
| 2019-2020 | 9 | 0 | 9 | 113 | 203 | 13 | 1 | 330 | 309 | 21 |
| 2020-2021 | 13 | 0 | 13 | 240 | 330 | 12 | 0 | 582 | 247 | 335 |
| 2021-2022 | 12 | 0 | 12 | 282 | 320 | 24 | 5 | 631 | 433 | 198 |
| 2022-2023 | 19 | 8 | 11 | 244 | 502 | 29 | 12 | 787 | 695 | 92 |
| 2023-2024 | 38 | 19 | 19 | 443 | 856 | 23 | 11 | 1,333 | 865 | 468 |
| Average | 18 | 5 | 13 | 264 | 442 | 20 | 6 | 733 | 510 | 223 |

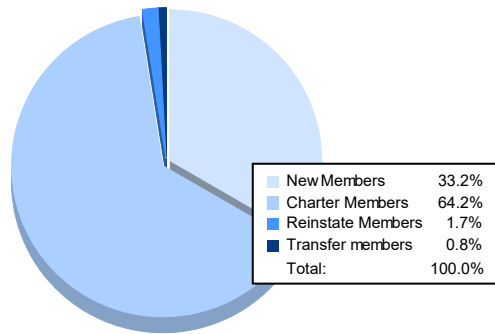
Clubs



Members



Membership Composition June 2024 Cumulative



Gender Composition June 2024 Cumulative

